

SALOG

EXCELLENCE IN EVERY DIRECTION

SALOG - Air Charter Service

Fast, Reliable & Customized Airfreight Charter Solutions

www.salog.co

The Extension of Your Aerospace Business



SALOG - Air Charter Services

Whether you require airfreight shipping for time-definite deadlines, overcoming capacity shortfalls, shipping to remote destinations, or handling oversized cargo, SALOG offers flexible, fast, reliable & customized charter solutions.

Our specialists develop individual solutions to get your cargo where it needs to be. To relieve capacity bottlenecks on busy trade lanes, we regularly initiate peak-season charters, guaranteeing you the cargo space you need. SALOG can transport almost anything, almost anywhere.

We analyze route, payload and timescale in order to propose the most suitable aircraft for your requirements. We offer part-charters, backloads and other commercially innovative solutions for ad hoc, peak season and project cargo. We can provide pre-flight advice on packaging requirements, customs and warehousing, and supervise aircraft loading and unloading. We can also coordinate arrangements for specialized equipment, including cranes and custom-built loading structures.

When situations call for full charters, part charters or diversions, our SALOG Charter specialists develop individualized solutions to get your cargo where it needs to be – anywhere in world. In addition, we provide you full visibility of your cargo in transit, building trust that we will deliver as promised the first time, every time. Whatever the shipment size, volume, complexity or destination, we offer a comprehensive suite of options with an unparalleled speed to market. Our team analyzes, plans and manages the route, timeline and delivery conditions in order to ensure the most secure and suitable solution for your transport.

All SALOG airfreight shipments are planned, controlled and measured according to Cargo 2000 procedures, so your shipments are monitored door-to-door within our network, giving you the information you need, when you need it. As one of the top global logistics providers in the world, we leverage the full scope and breadth of our organization, our people and expertise to provide you with unmatched services.



SALOG delivers reliable and cost-effective air cargo charter services for:

- Heavy and oversize pieces
- Oil and gas equipment
- Automotive cargo
- High value commodities
- Aerospace equipment
- Humanitarian relief cargo
- Dangerous goods
- Aircraft on Ground (AOG) situations
- Medical and healthcare
- Government / Military transport
- Perishables



We offer close supervision of shipments, especially during loading and unloading, and specialised customer service teams to ensure you receive expert advice.

Value Added Services:

- Sophisticated and innovative logistics solutions that really work
- **Worldwide reach, 7 days a week, 24 hours a day**
- Precise statistical recording and effective quality control
- 24 hour hotline for priority shipments
- **Single contact point for customers**
- Operational key account department for overseas customers
- Coordination of shipments from other countries



ANTONOV AN-225

The AN-225 is powered by six turbofan engines and is the longest and heaviest airplane ever built. It can transport up to 250 tonnes of cargo, including single pieces weighing up to 200 tonnes, over short and medium distances.



AT A GLANCE

CRUISE SPEED

800 KM/H / 497 MPH

RANGE

Short to medium haul

PAYLOAD

250000 KG / 551156 lbs

HOLD SIZE

4535x640x440 M / 1785"x251"x173"

DOOR SIZE

640x440 M / 251"x173"



SPECIFICATION

TOTAL LOAD VOLUME

1100 m³ / 38846¹³

MAXIMUM RANGE

4500 KM / 2796 Miles

FERRY RANGE

15400 KM / 9569 Miles

RUNWAY REQUIREMENT

3500 M / 11482'11"

BOEING B747-8

Boasting four turbofan engines, the B747-8 has a similar flight range to the 747-400, making it suitable for long-haul flights. It can carry heavier loads than other Boeing 747s thanks to technological and aerodynamic improvements.



AT A GLANCE

CRUISE SPEED

901 KM/H / 559 MPH

RANGE

Long haul

PAYLOAD


140000 KG / 308647 lbs

HOLD SIZE

5430x486x304 M / 2137"x191"x119"

DOOR SIZE

340x312 M / 133"x122"



SPECIFICATION

TOTAL LOAD VOLUME

857 m³ / 30264¹³

MAXIMUM RANGE

8130 KM / 5051 Miles

FERRY RANGE

13135 KM / 8161 Miles

RUNWAY REQUIREMENT

3170 M / 10400'3"

BOEING B747-200F

A nose loading door makes the B747-200 ideal for transporting long or bulky freight. Cargo tracks make it easy to handle air freight containers and pallets. With four turbofan engines, the B747-200 is suitable for long-haul flights.



AT A GLANCE

CRUISE SPEED

925 KM/H / 574 MPH

RANGE

Long haul

PAYLOAD

111583 KG / 245998 lbs

HOLD SIZE

4800x486x304 M / 1889"x191"x119"

DOOR SIZE

4800x486 M / 1889"x191"



SPECIFICATION

TOTAL LOAD VOLUME

759 m³ / 26804¹³

MAXIMUM RANGE

5680 KM / 3529 Miles

RUNWAY REQUIREMENT

3170 M / 10400'3"

ANTONOV AN-124

The An-124 is one of the largest aircraft in the world, with a huge capacity for cargo, drive-on loading ramps and built-in freight handling equipment.



AT A GLANCE

CRUISE SPEED

800 KM/H / 497 MPH

RANGE

Short to medium haul

PAYLOAD

120000 KG / 264554 lbs

HOLD SIZE

3648x640x440 M / 1436"x251"x173"

DOOR SIZE

640x440 M / 251"x173"



SPECIFICATION

TOTAL LOAD VOLUME

750 m³ / 26486¹³

MAXIMUM RANGE

4650 KM / 2889 Miles

FERRY RANGE


16500 KM / 10252 Miles

RUNWAY REQUIREMENT

3000 M / 9842'6"

BOEING B747-400F

The B747-400 can carry loads of more than 100 tonnes on long-haul flights of up to 13 hours duration. It has side and nose loading doors so can transport a wide range of cargo.



AT A GLANCE

CRUISE SPEED

909 KM/H / 564 MPH

RANGE

Long haul

PAYLOAD

120000 KG / 264554 lbs

HOLD SIZE

4800x486x304 M / 1889"x191"x119"

DOOR SIZE

340x312 M / 133"x122"

SPECIFICATION

TOTAL LOAD VOLUME

735 m³ / 25956¹³

MAXIMUM RANGE

7169 KM / 4454 Miles

AIRBUS A330-200F

A medium- to long-range freighter jet, the A330 has a larger cargo capacity and longer range than the A300. Like other Airbus cargo planes, it is ideal for moving cargo in pallets.



AT A GLANCE

CRUISE SPEED

871 KM/H / 541 MPH

RANGE

Medium to long haul

PAYLOAD

65000 KG / 143300 lbs

HOLD SIZE

4500x528x245 M / 1771"x207"x96"

DOOR SIZE

358x256 M / 140"x100"

SPECIFICATION

TOTAL LOAD VOLUME

467 m³ / 16492¹³

MAXIMUM RANGE

7400 KM / 4598 Miles

FERRY RANGE

10830 KM / 6729 Miles

RUNWAY REQUIREMENT

2500 M / 8202'1"

AIRBUS A310-300F

The A-310 is ideal for transporting outsize cargo. Because it needs a main deck high-loader to load and unload cargo on the main deck, it may not be suitable for some remote airports.



AT A GLANCE

CRUISE SPEED

905 KM/H / 562 MPH

RANGE

Medium haul

PAYLOAD

39000 KG / 85980 lbs

HOLD SIZE

3300x477x240 M / 1299"x187"x94"

DOOR SIZE

358x256 M / 140"x100"



SPECIFICATION

TOTAL LOAD VOLUME

265 m³ / 9358¹³

MAXIMUM RANGE

7250 KM / 4504 Miles

FERRY RANGE

10860 KM / 6748 Miles

RUNWAY REQUIREMENT

2600 M / 8530'2"

MCDONNELL DOUGLAS DC-8 62F

The DC-8 62 is a highly successful version of the DC-8 series. It has a longer fuselage than its predecessors and can carry heavier loads. The aircraft also features four turbofan engines, making it suitable for medium- to long-haul flights.



AT A GLANCE

CRUISE SPEED

887 KM/H / 551 MPH

RANGE

Medium to long haul

PAYLOAD

42000 KG / 92594 lbs

HOLD SIZE

3300x322x218 M / 1299"x126"x85"

DOOR SIZE

355x215 M / 139"x84"



SPECIFICATION

TOTAL LOAD VOLUME

220 m³ / 7769¹³

MAXIMUM RANGE

5184 KM / 3221 Miles

ILYUSHIN IL-76T AND IL76-TD

The IL-76 is capable of medium-haul flights, with the IL76TD model offering a slightly improved range. It is ideally suited to carrying outside cargo.



AT A GLANCE

CRUISE SPEED

750 KM/H / 466 MPH

RANGE

Medium haul

PAYLOAD

48000 KG / 105821 lbs

HOLD SIZE

1850x345x325 M / 728"x135"x127"

DOOR SIZE

345x325 M / 135"x127"



SPECIFICATION

TOTAL LOAD VOLUME

180 m³ / 6356³

MAXIMUM RANGE

4600 KM / 2858 Miles

FERRY RANGE

6000 KM / 3728 Miles

RUNWAY REQUIREMENT

1800 M / 5905'6"

BOEING B737-400F

The B737-400 has a longer fuselage and more engine power than the 300 model so can carry more freight on medium-haul journeys.



AT A GLANCE

CRUISE SPEED

797 KM/H / 495 MPH

RANGE

Medium haul

PAYLOAD

20412 KG / 45000 lbs

HOLD SIZE

2440x319x214 M / 960"x125"x84"

DOOR SIZE

356x213 M / 140"x83"



SPECIFICATION

TOTAL LOAD VOLUME

156 m³ / 5509³

MAXIMUM RANGE

3850 KM / 2392 Miles

FERRY RANGE

5463 KM / 3394 Miles

RUNWAY REQUIREMENT

2286 M / 7500'0"

BOMBARDIER CHALLENGER 604 605

The Challenger 605 enables up to 12 passengers to travel in comfort and style, with the wide cabin providing plenty of legroom and storage space. Its long range means it can fly across oceans and continents with ease and efficiency. The Challenger 604 and 605 are perfect choices for business or leisure. The Challenger 605 is an avionics and structural upgrade of the 604 design and has larger windows and a rounded tailcone.



SPECIFICATION

CABIN LENGTH

8.6 M / 28'2"

CABIN WIDTH

2.5 M / 8'2"

CABIN HEIGHT

1.8 M / 5'10"

LUGGAGE SPACE

3.22 M / 10'6"



PAYLOAD : 350-450kg

Cabin Height: 1.80m; Cabin Width:
2.19m; Cabin Length: 8.60m

EMBRAER LEGACY 600 650

The Legacy 600/650 business jet provides three distinct cabin zones for working, sleeping and dining. Fully berthing seats, low cabin noise and a superior baggage hold make this aircraft an excellent mid- to long-haul option. The Legacy 650 can travel 15% further than the 600.



SPECIFICATION

CABIN LENGTH

15.8 M / 51'10"

CABIN WIDTH


2.1 M / 6'10"

CABIN HEIGHT

1.82 M / 5'11"

LUGGAGE SPACE

6.8 M / 22'3"



Cabin Height: 1.82m; Cabin Width: 2.10m; Cabin Length: 15.18m

PAYLOAD : 500-600kg

Cabin Height: 1.82m; Cabin Width: 2.10m; Cabin Length: 15.18m

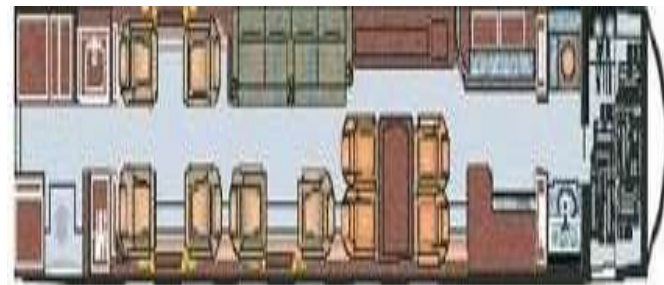
GULFSTREAM G450

A descendant of the impressive Gulfstream GIV, the G450 is an upgrade of what was already an outstanding business jet. With smart interior touches, sofas, tables and cabin designs able to accommodate up to 16 passengers, with berthing for six, the G450 provides extreme comfort throughout.



SPECIFICATION

CABIN LENGTH
12.29 M / 40'3"
CABIN WIDTH
2.24 M / 7'4"
CABIN HEIGHT
1.88 M / 6'2"
LUGGAGE SPACE
4.79 M / 15'8"



PAYLOAD : 600kg

Cabin Height: 1.88m; Cabin Width:
2.24m; Cabin Length: 13.70.18m



Global reach, industry expertise and unparalleled support

SALOG'S dedicated global network of air charter experts provides you with extensive knowledge and skilful management of flight operations, with turn-around times often within hours of request. Our experts can provide pre-flight advice on packing requirements, close supervision of shipments (especially during loading and unloading) and coordinated arrangements for special equipment. This includes cranes and custom-built loading structures, as well as arrangements for customs and warehousing.

Our airfreight charter solutions include:

- Full and partial charters
- Combination-charters with scheduled services
- Scheduled service diversions and part-loads
- Specialized services to remote and conflict areas
- Flight support and ground operations
- In-house load planning
- Active flight monitoring & updates

Other services within charter solutions are:

- Crane hires
- Temperature controlled cargo holds
- Temperature controlled packaging solutions (active ULDs, passive packaging and thermal wrapping)
- Full automotive racks
- Horse stalls



WHY USE SALOG FOR CARGO AIRCRAFT CHARTERS?

- Worldwide 24/7 dedicated professionals who combine local knowledge with a global approach to find the right aircraft and solution tailored to your exact requirements
- Strong partnerships with leading airline carriers give us the advantage to react quickly and effectively
- In-depth knowledge of aircraft operators, airports and cargo handling agents, as well as local regulations that govern imports and exports
- Shipment visibility/active flight monitoring and flight updates from booking to proof of delivery
- our buying power and reputation allows us to find you the best cargo charter prices, ensuring you always receive the most cost effective solution.
- Domestic charter quotes within minutes

SALOG

Excellence In Every Direction

MIDDLE EAST OFFICE :

AVIATION SECURITY AIR CARGO COMPANY - SALOG

5th Floor - Riyadh Avenue Mall
King Faisal Street, Murabba, P.O. Box 4330
Riyadh 11491, Saudi Arabia.
Tel : + 966 11 4050455 x 104 | Fax : + 966 11 4050480
Mobile: + 966 50 1422204

OPERATIONAL CONTROL TOWER :

SALOG CST

Vishwas Venues
Jeppu - Mangalore, India 575002
T: +91 73 493 40484 | +91 98864 00011 |
E : d.banupriya@salog.co | operations.ind@salog.co

CORPORATE OFFICE:

SALOG TRADEWAYS PRIVATE LTD

Sumuk Paradise SF-4, Ms Palya Near Aveksha Hospital Vidyaranyapura Bengaluru,
Karnataka 560097 - India
T: +91 73 493 40484 | +91 98864 00011 |
E : musahwir.hassan@salog.co | ullal.blr@salog.co

www.salog.co